

Design & Crafts Council of Ireland consultation on potential ways to promote and celebrate excellence in Irish design and craft

In late 2018, the Design & Crafts Council of Ireland (DCCoI) conducted a survey among their members organisations and registered clients in order to assess potential ways to promote and celebrate excellence in Irish design and craft. This survey was carried out as a follow up to the decision by the RDS to restructure their annual RDS Craft Awards.

The survey sought to evaluate the impact of the restructuring of the RDS Craft Awards (formerly the RDS Crafts Competition) and the merit of potentially developing a future programme. Through a short online questionnaire, DCCoI invited input and suggestions on what type of potential programme would be most important and beneficial to the design and craft sector. Respondents were asked to bear in mind that the development and delivery of any future programme would be very much dependent on the availability of funding.

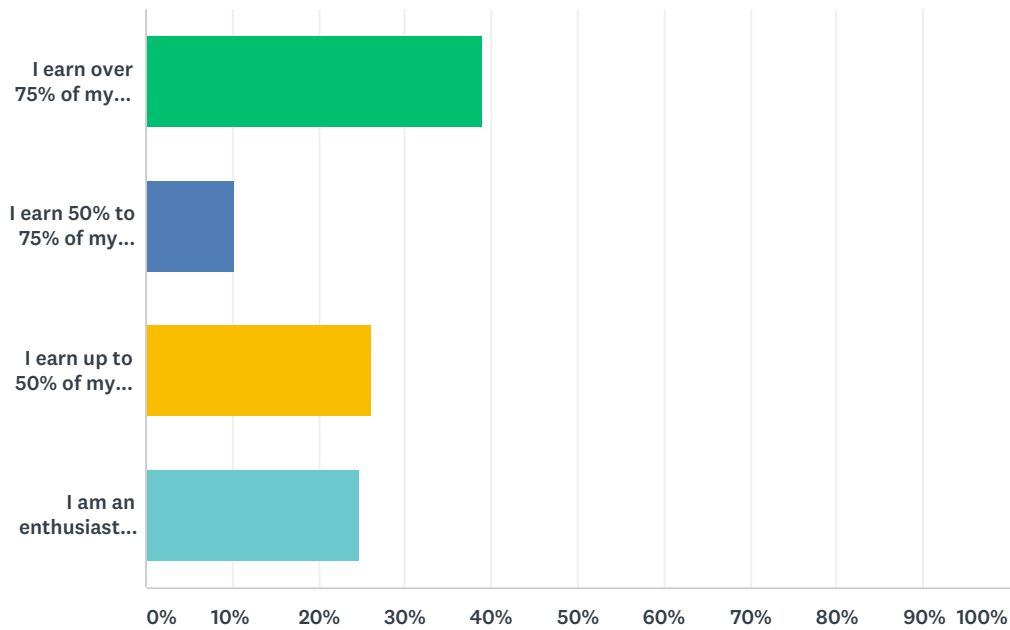
The survey was circulated to clients and member organisations of DCCoI and received a total of 565 responses.

The proportion of respondents by discipline were:

- 34.3% Textiles
- 17% Ceramics
- 15.3% Metals
- 10.1% Wood
- 4.8% Paper/Print
- 4.4% Glass
- 4% Mixed Media
- 2.3% Soap/Candle
- 11.1% Other Disciplines

Select the option below that best describes your design/craft practice.

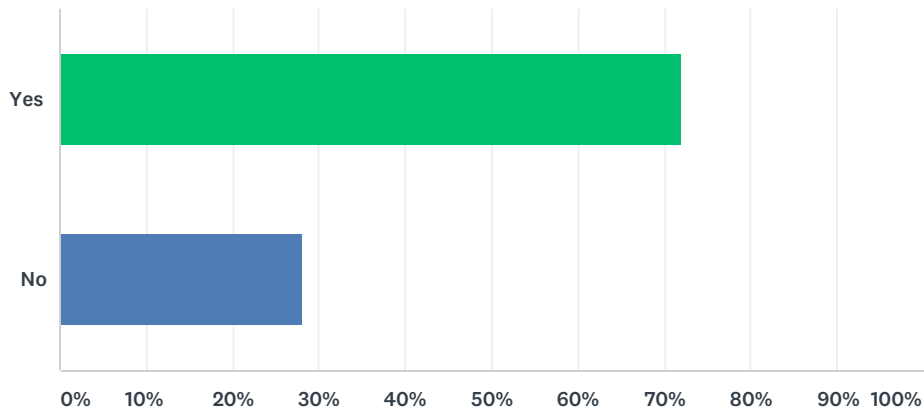
Answered: 565 Skipped: 0



ANSWER CHOICES	RESPONSES	
I earn over 75% of my income from my practice	38.94%	220
I earn 50% to 75% of my income from my practice	10.27%	58
I earn up to 50% of my income from my practice	26.19%	148
I am an enthusiast (e.g. a non-professional practitioner who enjoys design/craft practice as a pastime who may aspire to further their practice/training)	24.60%	139
TOTAL		565

Are you registered as a client enterprise with DCCoI?

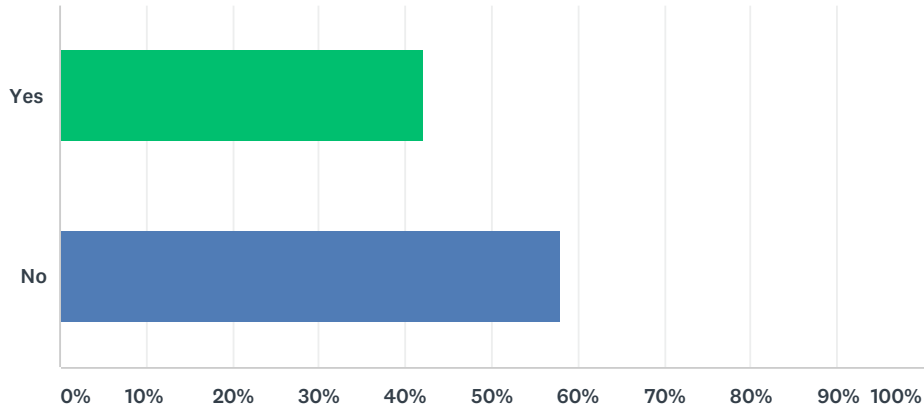
Answered: 565 Skipped: 0



ANSWER CHOICES	RESPONSES	
Yes	72.04%	407
No	27.96%	158
TOTAL		565

Are you a member of one or more of DCCol's membership organisations (also known as GANS - Guilds, Associations, Networks and Societies)?

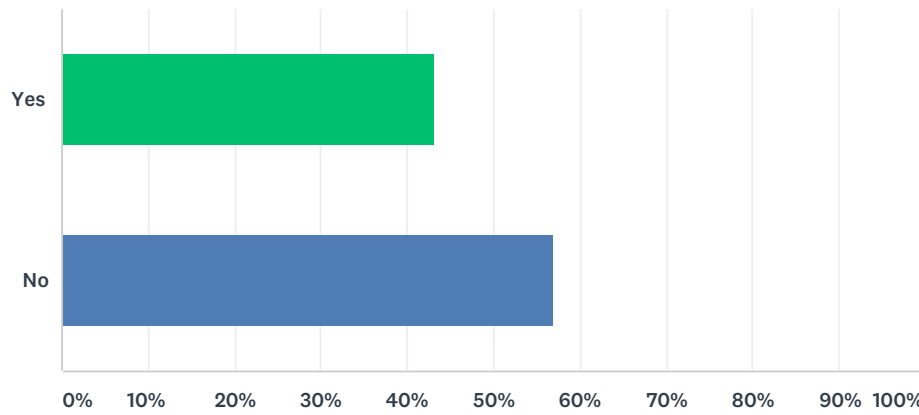
Answered: 563 Skipped: 2



ANSWER CHOICES	RESPONSES	
Yes	42.10%	237
No	57.90%	326
TOTAL		563

Did you ever enter the RDS Craft Awards (formerly the RDS Crafts Competition)?

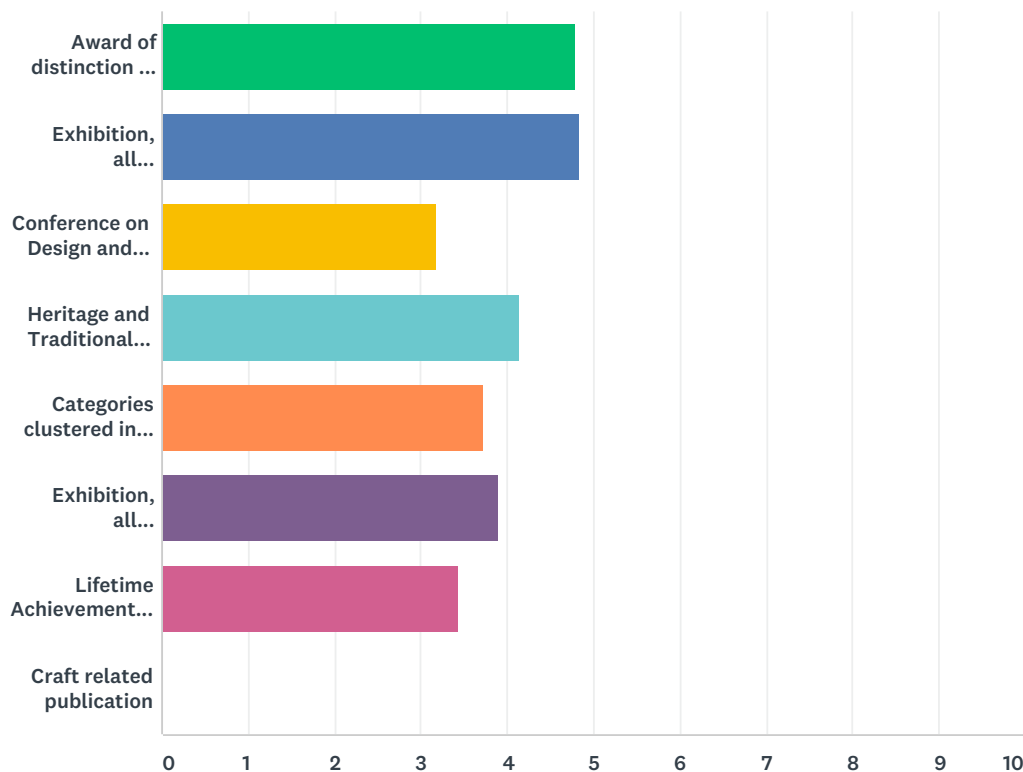
Answered: 560 Skipped: 5



ANSWER CHOICES	RESPONSES	
Yes	43.04%	241
No	56.96%	319
TOTAL		560

Subject to funding availability, in your opinion what type of potential programme would be most beneficial for you and the design and craft sector as a whole going forward? Of the options below, please rate in order of priority from 1 to 7, selecting 1 as your highest priority and 7 as your lowest priority. Please also propose any further options for consideration through completing the “Other (please specify)” field below.

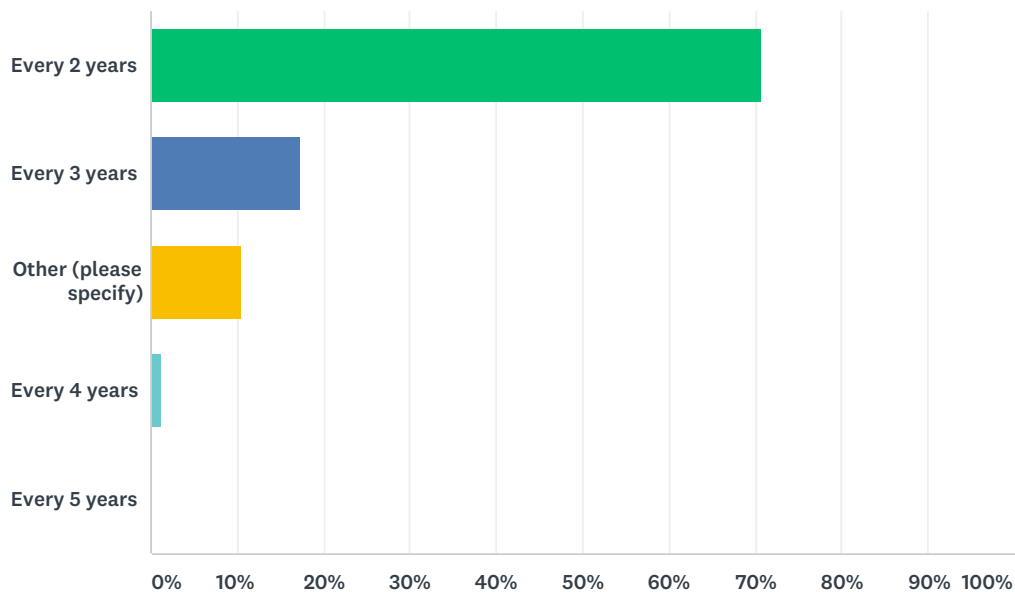
Answered: 376 Skipped: 189



	1	2	3	4	5	6	7	TOTAL	WEIGHTED AVERAGE
Award of distinction – i.e. Mastery in specific discipline	27.66%	18.62%	12.77%	12.50%	9.84%	11.44%	7.18%	376	4.79
Exhibition, all disciplines, open submission	22.87%	19.95%	16.49%	17.02%	10.64%	7.71%	5.32%	376	4.83
Conference on Design and Craft	11.17%	7.45%	11.17%	9.84%	12.23%	16.22%	31.91%	376	3.19
Heritage and Traditional Skills Award	10.90%	17.29%	17.82%	14.63%	16.49%	13.83%	9.04%	376	4.14
Categories clustered into a series of smaller exhibitions, leading to a three-year cycle, therefore allowing more time to develop complex pieces (e.g. ceramics, glass and metal in Year 1, textiles, paper and basketry in Year 2 and so on)	10.90%	12.50%	12.77%	13.83%	14.63%	23.14%	12.23%	376	3.73

Given funding constraints, in your opinion should any potential programme take place:

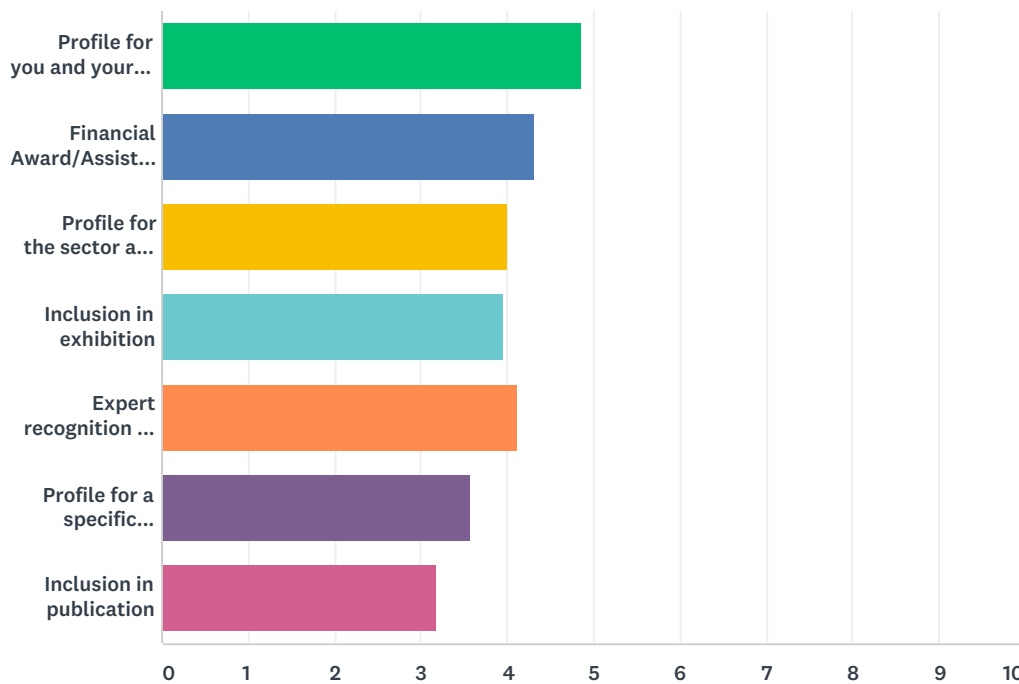
Answered: 376 Skipped: 189



ANSWER CHOICES	RESPONSES	
Every 2 years	70.74%	266
Every 3 years	17.29%	65
Other (please specify)	10.37%	39
Every 4 years	1.33%	5
Every 5 years	0.27%	1
TOTAL		376

In your opinion, what value would having a new programme offer you and the design and craft sector as a whole? Of the options below, please rate in order of priority from 1 to 7, selecting 1 as your highest priority and 7 as your lowest priority. Please also propose any further options for consideration through completing the “Other (please specify)” field below.

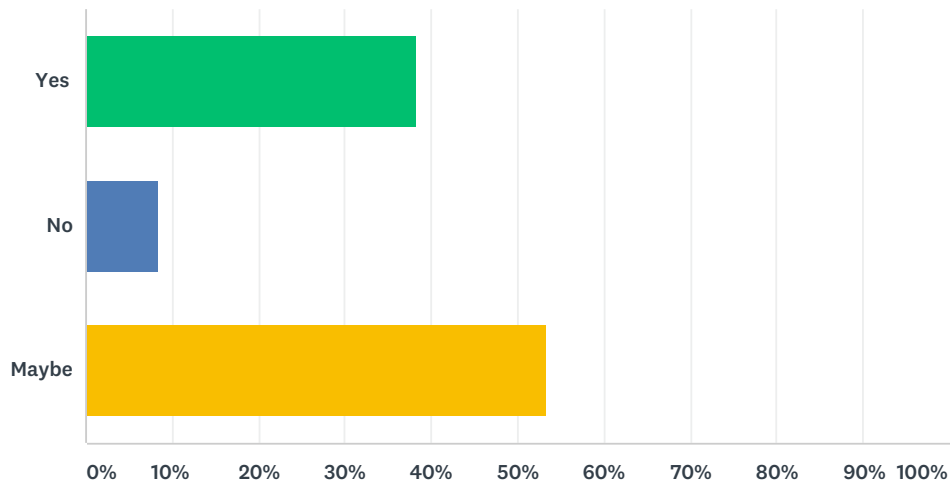
Answered: 376 Skipped: 189



	1	2	3	4	5	6	7	TOTAL	WEIGHTED AVERAGE
Profile for you and your practice	29.52% 111	15.69% 59	16.49% 62	12.23% 46	9.57% 36	8.24% 31	8.24% 31	376	4.86
Financial Award/Assistance	18.88% 71	14.89% 56	13.30% 50	17.02% 64	15.16% 57	8.78% 33	11.97% 45	376	4.31
Profile for the sector as a whole	15.16% 57	13.56% 51	13.83% 52	13.56% 51	15.16% 57	15.16% 57	13.56% 51	376	4.00
Inclusion in exhibition	13.56% 51	15.43% 58	13.30% 50	13.83% 52	12.50% 47	17.55% 66	13.83% 52	376	3.96
Expert recognition of your skills	12.50% 47	13.83% 52	18.88% 71	17.82% 67	14.63% 55	9.84% 37	12.50% 47	376	4.12
Profile for a specific discipline	7.98% 30	14.36% 54	10.90% 41	14.63% 55	15.43% 58	18.88% 71	17.82% 67	376	3.57
Inclusion in publication	2.39% 9	12.23% 46	13.30% 50	10.90% 41	17.55% 66	21.54% 81	22.07% 83	376	3.18

Would you be willing to pay an entry fee to participate in a potential future programme?

Answered: 373 Skipped: 192



ANSWER CHOICES	RESPONSES	
Yes	38.34%	143
No	8.31%	31
Maybe	53.35%	199
TOTAL		373

Overview of Results:

- 50% of respondents earn over 50% of living from Craft
- 72% registered with DCCol
- 42% registered members (GANS)
- 43% had entered the RDS Craft Awards

The type of initiatives considered to be of most benefit to those surveyed, results provided as weighted average:

- Open Submission Exhibition 4.83
- Award of Distinction 4.79
- Heritage and traditional skills Award 4.14

The value of these initiatives to individuals and the sector as a whole, results provided as weighted average:

- Profile for you and your practice 4.89
- Financial award 4.31
- Profile for sector as a whole 4.00